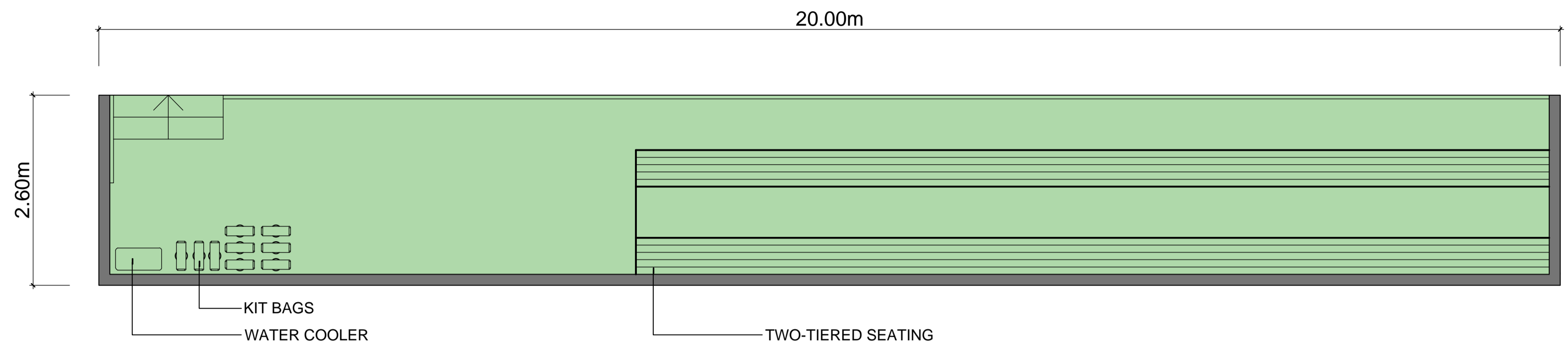
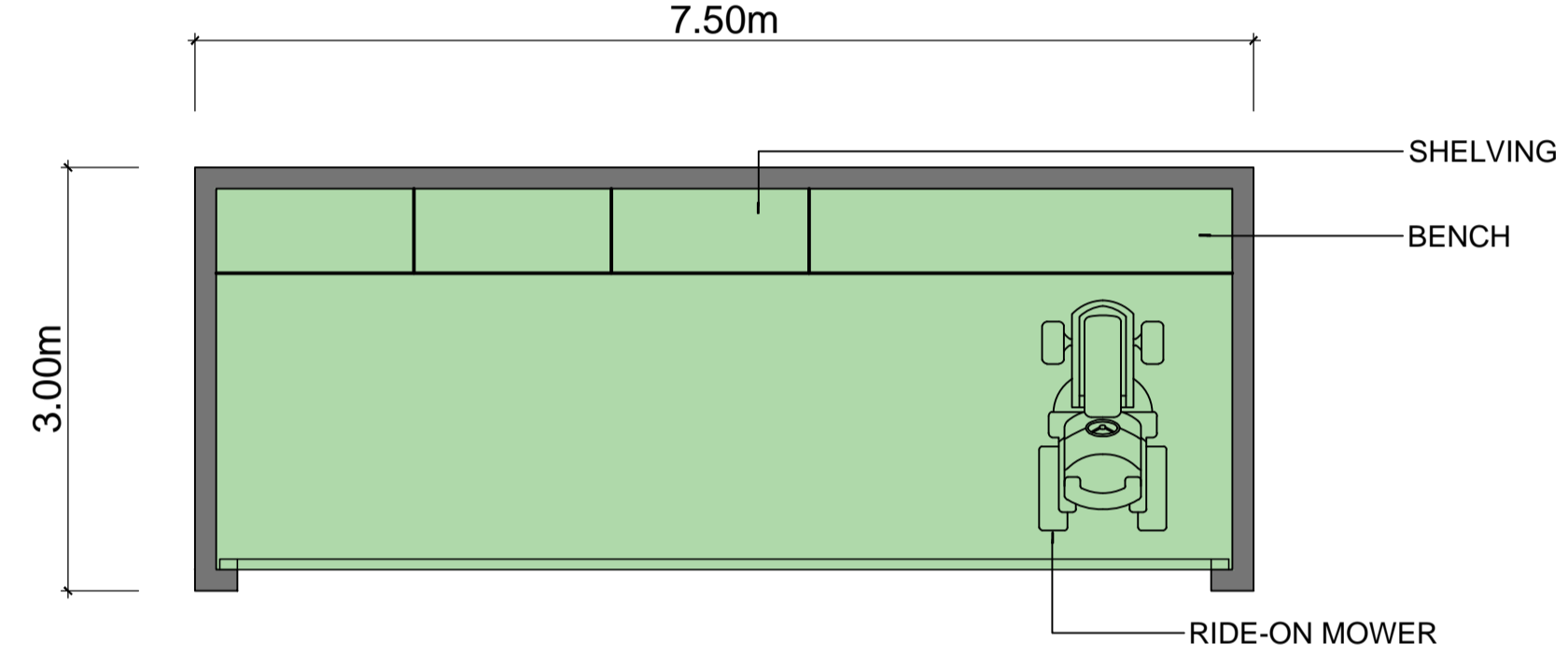


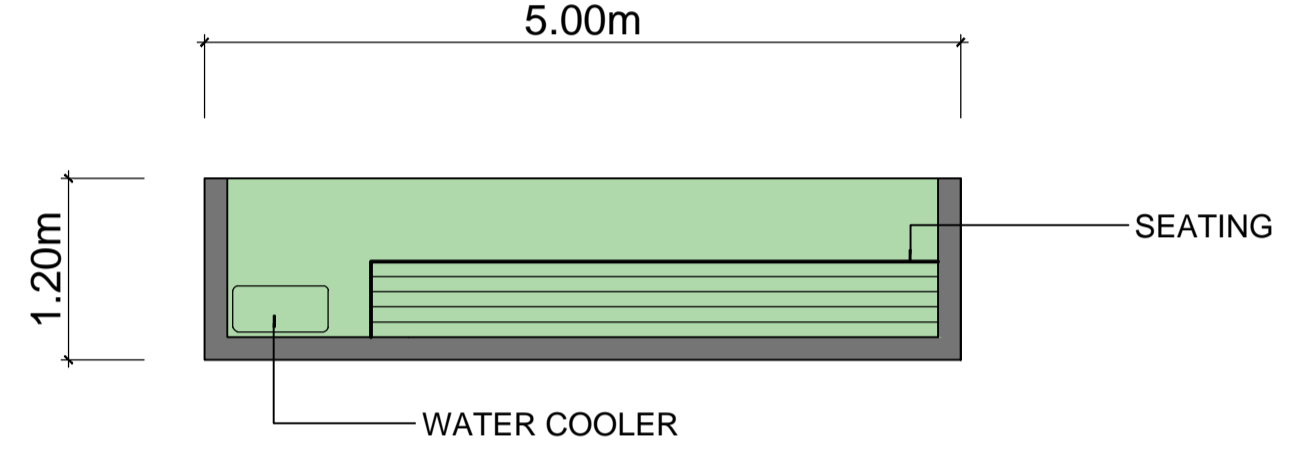
01 6m SHED LAYOUT
1:200 @ A1



03 DUGOUT LAYOUT
1:200 @ A1



02 7.5m SHED LAYOUT
1:200 @ A1



04 PLAYER SHELTER LAYOUT
1:200 @ A1



05 LIGHTPOLE SYMBOL
1:200 @ A1

NOTES:
1. The layout shows the overall footprint of the facility at a concept design level.

REV	DESCRIPTION	DATE
A	FOR REVIEW	31.10.18
B	FOR REVIEW	21.11.18
C	FOR REVIEW	05.12.18
D	FINAL	12.12.18

THIS DRAWING IS TO BE READ IN CONJUNCTION WITH DETAILS AND SPECIFICATIONS PREPARED BY LAT27 PTY LTD. PRIOR TO UNDERTAKING ANY CONSTRUCTION, ANY CONFLICTS THAT EXIST ON THIS DRAWING, OR ADVICE AND DIRECTION REQUIRED SHOULD BE SOUGHT FROM LAT27 PTY LTD.

1. ALL STRUCTURAL, CIVIL, HYDRAULIC AND ELECTRICAL INFORMATION INDICATED ON THIS DRAWING IS OUTSIDE THE DEFINED SCOPE OF LAT27. ALL CONSULTANT INFORMATION SHOWN IS FOR COORDINATION PURPOSES ONLY AND REFERENCE IS TO BE MADE TO THE RELEVANT CONSULTANTS DRAWINGS AND SPECIFICATIONS ACCORDINGLY FOR CONSTRUCTION.

2. FIGURED DIMENSIONS TAKE PRECEDENCE OVER SCALED.

3. CHECK ALL DIMENSIONS ON SITE PRIOR TO COMMENCEMENT OF WORK.

4. ALL NECESSARY CARE IS TO BE TAKEN BY THE CONTRACTOR TO ENSURE FIRE ANTS DO NOT ENTER THE SITE VIA EQUIPMENT, MATERIALS AND PLANT SUPPLY. IMPLEMENTATION OF A DPI APPROVED MANAGEMENT PLAN SHOULD BE ALLOWED FOR IF REQUIRED.

5. ALL PLANT STOCK & MULCH SUPPLIED TO SITE SHOULD BE FREE FROM MYRTLE RUST AS PER QLD LEGISLATION. IF INFECTION IS SUSPECTED CONTACT BIOSECURITY QUEENSLAND ON 13 25 23 OR ONLINE AT [HTTP://WWW.DAFF.QLD.GOV.AU/4790_20842.HTM](http://www.daff.qld.gov.au/4790_20842.htm) AND FOLLOW ALL DIRECTIONS AS REQUIRED.

© COPYRIGHT LAT27 PTY LTD ALL RIGHTS RESERVED. THIS DRAWING MAY NOT BE PRODUCED OR TRANSMITTED IN ANY FORM OR BY ANY MEANS IN PART OR IN WHOLE WITHOUT THE WRITTEN PERMISSION OF LAT27 PTY LTD

NOT FOR CONSTRUCTION

07 3236 1086
Level 5, 300 Ann Street
Brisbane, Qld 4000
www.lat27.com.au

CLIENT
LOGAN CITY COUNCIL

PROJECT TITLE
SPORTING FACILITIES DEVELOPMENT PLAN

DRAWING TITLE
PLAYER SHELTERS & SHEDS

PROJECT No. 18041.01	DRAWN BY BF
SCALE 1:50	VERIFIER KS
SCALE BAR SCALE 1:50 @ A1 0m 0.5 1.0 1.5 2.0 2.5 SCALE 1:100 @ A3	
DRAWING No. 18041-L-31-01	REVISION D