




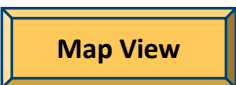




Logan Development Enquiry Tool – Show Me How

A suite of short training videos is available to help you learn more about the [Logan Development Enquiry tool](#). Use the buttons below to access the videos you need; they are presented in suggested viewing order.

Video	What does it cover?	How long is it?
 Introduction	1. A quick tour (general overview) of the tool's key features.	4 minutes, 5 seconds (132 MB)
 Home page	2. The menu, header and footer bars, and the options available on the main part of the landing page.	2 minutes, 56 seconds (114 MB)
 Applications	3. How to search for and find an application of interest, and the features of the Application Details page.	3 minutes, 42 seconds (101 MB)
 Properties	4. How to search for a property of interest, and the features of the Property Details page, including the list of applications.	2 minutes, 46 seconds (83 MB)
 List View	5. How to use the filters on the List view page, how to access information for the applications displayed, page through the results, add/remove columns from the list, and export data.	3 minutes, 43 seconds (87 MB)
 Map View	6. How to use the features of the interactive map, including pop-up property and application details and links, map tools, layers and search filters.	5 minutes, 13 seconds (145 MB)
 Charts	7. How to use the interactive reports and access further information about growth and development in Logan.	2 minutes, 40 seconds (61 MB)
 My Views & Notifications	8. How to register, sign-in and create saved views. How to update or delete your views, and set up email notifications for changes to applications in those views.	3 minutes, 15 seconds (69 MB)

There is also an [introductory presentation](#) (MS PowerPoint, PDF, 1.8MB) available, and a full [User Guide](#) (PDF) for the tool. For further assistance, please [contact our team](#).